

Optimization of Parameters to Reduce the Surface Roughness in Face Milling Operation on Cast Iron Work piece Applying Taguchi Method

Yogesh Raut^{#1}, Dr. Amit Bahekar^{#2}

^{1#}Research Scholar, Mechanical Engineering, SIRT Indore, India

^{2#}Associate Professor, Mechanical Engineering, SIRT Indore, India

Abstract

This experimental study is based on the optimization of milling parameters to reduce the surface roughness in face milling operation using Cast Iron Work Piece. This experimental study will conduct under the three varying parameters depth of cut, spindle speed and feed rate. The settings of milling parameters will determine by using the Taguchi experimental design of L9 Orthogonal array method. All the nine experiments have conducted using a cast iron work piece and the roughness was checked using the surface roughness tester. Minitab 19 software has used to find out the combination of the optimum milling parameters by using the analysis of Signal-to-Noise (S/N) ratio. This experimental study will help in decreasing the surface roughness using the optimal combination of the milling parameters.

Keywords: Milling Machine, Surface Roughness, Taguchi Method, S/N ratio, Optimization

I. INTRODUCTION

Milling is a metal removal operation. In milling operation metal is removed by a rotating multiple point cutter which is fitted on the arbor of the milling machine. The varieties of features are formed by milling machine on a part by cutting away the unnecessary material. Milling machine is having certain main components, which are its column, saddle, its Base, table, knee, arbor, over-arm and spindle. In milling process, certain aspects plays a very important role such as work-piece, fixture, and cutter which are needed in milling machine.

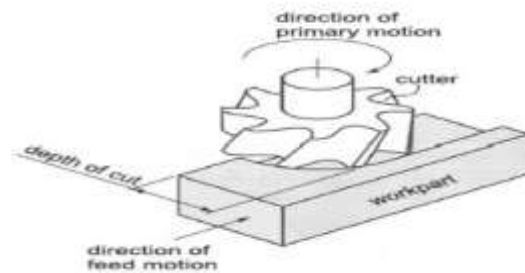


Fig. 1 Face milling operation

The work-piece is held in a fixture, attached to a table of milling machine. Three table movements are possible in a Milling machines i.e., crosswise, vertical, and longitudinal but rotational or swivel movement are also found with respect to the table in some cases. In improving Process of Milling, a very important role is played by the quality of surface. The fatigue strength, corrosion resistance, or creep life is improved by a good surface. Surface roughness affects a number of functional attributes of parts, such as, friction between two contacted parts, parts wearing, reflection of light transmission of heat, distributing ability and lubricant holding a, capacity of load bearing, coating or fatigue resisting etc. This study presents a systematic approach to determine the effect of process parameters (depth of cut, spindle speed, feed rate) on surface roughness of milling operation on cast iron work piece using Taguchi method.

A. Milling Parameters

Depth of cut

Depth of cut is the thickness of metal that is removed during machining. The perpendicular distance measured between the machined surface and the uncut surface of the work piece is taken. This is measured in mm.

Spindle Speed

The spindle speed is the rotational frequency of the spindle of the machine, measured in revolutions per minute (RPM).

Feed Rate

Feed rate is the velocity at which the cutter is fed, that is, advanced against the work piece. It is expressed in units of mm per revolution.

II. LITERATURE REVIEW

During machining operation it is essential to have proper selection of machining parameters. Now-a-days machining parameters are mainly selected on the basis of previous work experience of the process planner or thumb rule or machining data hand book. All these techniques are time consuming and very tedious. There is a need to develop a model that could be able to find the optimal machining parameters for the required surface finish in machining. In this work, the effect of machining parameters is studied to obtain the optimum machining parameters for end milling operations. Many researchers have used the various techniques such as Taguchi method, Genetic Algorithm, Neural Network, ANOVA, Ant Colony Optimization (ACO) and soon have become very popular due to its versatile usage in various engineering applications especially in machining problems. In this PSO has been used to optimize the machining parameters. [1]

This paper discuss of the literature review of optimization of milling machining process parameters for composite materials. Machining process has characteristics that describe their performance relative to efficient use of machine tools by setting optimum cutting parameters. The traditional optimization techniques are not suitable because milling machining operation is highly constrained in nature. For this reason we propose a modified optimization methodology based on hitherto research study for milling machining parameters. [2]

This paper discusses the use of Taguchi technique and Genetic Algorithm (GA) for minimizing the surface roughness in machining mild steel with three zinc coated carbide tools inserted into a face miller of 25 mm diameter. The experimental study was carried out in a FANUC series CNC vertical machining center (VMC). The experiments have been planned using Taguchi's experimental design technique. The machining parameters used are Number of passes (P), Depth of cut (dc), Spindle speed (N), and Feed rate (f). The effect of machining parameters on surface roughness is evaluated and the optimum cutting condition for minimizing the surface roughness is determined. The predicted values are confirmed by using validation experiments. [3]

In this paper signal-to-noise ratio method is applied to find optimum process parameters for finishing operation of mild steel with the help of CNC milling machine and high speed steel tool used. The signal-to-noise ratio applied to find optimum process parameter for CNC finishing machining. A L9 orthogonal array and analysis of variance (ANOVA) are applied to study the performance characteristics of machining parameter (spindle speed, feed, depth, width) with consideration of high surface finish and high material removal rate (MRR). The surface finishing and material removal rate have been identified as quality attributes and assumed to be directly related to productivity improvement. Results obtained by taguchi method and signal-to-noise ratio match closely with (ANOVA) and the feed are most effective factor for MRR. And spindle speed is the most effective factor for surface roughness. Multiple regression equation is formulated for estimating predicted value surface roughness and material removal rate. [4]

Every day scientists are developing new materials and for each new material, we need economical and efficient machining process. The main objective of industries are producing better quality product at minimum cost and increase productivity. Though, CNC milling is most commonly used in industry and machine shops for machining parts to precise sizes and shapes with desire surface quality and higher productivity within less time and cost. Face milling is very common method for finishing of new materials and machined materials. Inconel 718 is one of the most commonly used nickel based super alloy having a high temperature applications such as aerospace industries and gas turbines in aviation. It is known as the most difficult to cut materials due to its high strength even at high temperatures, low thermal conductivity, and rapid work hardening. An experiment will be performed to find out the set of optimum values of process parameters in order to reduce surface roughness (SR) and increase material removal rate (MRR) for the purpose of machining Inconel 718 Super Alloy. Also, to analyze effect of Process parameters on surface roughness (SR) and material removal rate (MRR) by plotting the various graphs. The cutting tool material used for this purpose is Carbide. The experiments are conducted by using Taguchi L9 orthogonal array method. Signal-to-Noise (S/N) ratio and Analysis of Variance (ANOVA) is used to analyses the effect of milling parameters on surface roughness and material removal rate. [5]

Milling is the mainly common form of machining. It is a material removal process, which can produce a variety of features on a part by cutting away the unnecessary material. The optimization is performed within the practicable region defined by the important constraints. In order to optimize the cutting conditions, the experimental relationships between input and output

variables should be time-honored in order to expect the output. Optimization of these analytical models helps us to select suitable input variables for achieving the best productivity performance. In this review paper the study is enclosed concerning the optimization of dissimilar input parameters and results are analyzed. Particle swarm optimization (PSO) method is used for resulting the best possible set of values of input variables for most material removal rate. [6]

III. METHODOLOGY

A. Material Selection

Cast iron work piece of dimensions 250x150x275 mm have used for the experiment. Cast iron is an alloy of iron that contains 2 to 4 percent carbon, along with varying amounts of silicon and manganese and traces of impurities such as sulfur and phosphorus. It is made by reducing iron ore in a blast furnace.



Fig.1 Cast Iron work piece (250x150x275 mm)

B. Design of experiment and parameters

Taguchi parametric design methodology was adopted. The experiments were conducted using L9 Orthogonal Array (OA) with three parameters (Spindle Speed, Feed, and Depth of cut) with three levels (level 1, level 2 and level 3).

The process parameters, their symbols and their values at different levels are shown in the table.

Work piece	Symbol	Process Parameter	Unit	Level 1	Level 2	Level 3
Cast Iron	A	Spindle speed	rpm	288	350	405
	B	Feed rate	mm/min	210	252	290
	C	Depth of cut	mm	.5	0.4	0.3

Optimization of process parameters is the key step in the Taguchi method to achieving high quality without increasing cost. This is because optimization of process parameters can improve quality and the optimal process parameters obtained from the Taguchi method are insensitive to the variation of environmental conditions and other noise factors. An advantage of the Taguchi method is that it emphasizes a mean performance characteristic value close to the target value rather than a value within certain specification limits, thus improving the product quality. Additionally, Taguchi's method for experimental design is straightforward and easy to apply to many engineering situations, making it a powerful yet simple tool. The main disadvantage of the Taguchi method is that the results obtained are only relative and do not exactly indicate what parameter has the highest effect on the performance characteristic value. Also, since orthogonal arrays do not test all variable combinations, this method should not be used with all relationships between all variables. A large number of experiments have to be carried out when the number of the process parameters increases. To solve this task, the Taguchi method uses a special design of orthogonal arrays to study the entire process parameter space with only a small number of experiments. Using an orthogonal array to design the experiment could help the designers to study the influence of multiple controllable factors on the average of quality characteristics and the variations in a fast and economic way.

All the 9 experiment have done using the Taguchi L9 Orthogonal Array. Minitab 19 software has used to analyze the Taguchi design and to calculate results

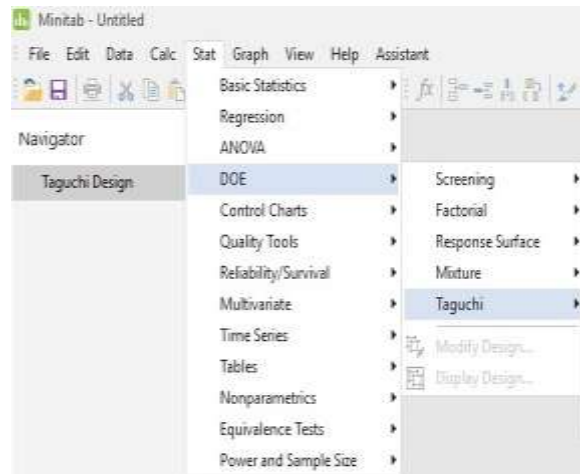


Fig.2 Selection of Taguchi Design of Experiment in Minitab 19

WORKSHEET 4			
↓	C1	C2	C3
	A	B	C
1	1	1	1
2	1	2	2
3	1	3	3
4	2	1	2
5	2	2	3
6	2	3	1
7	3	1	3
8	3	2	1
9	3	3	2

Table 1 Taguchi L9 Orthogonal Array

The Milling operation has conducted on all the nine specimens using the Taguchi L9 Orthogonal Array and their surface roughness has measured using the surface roughness tester.

IV. RESULT AND DISCUSSION

The initial process parameters selected are A₂B₁C₂ and the surface roughness value with this parameters are 1.25 μm.

As we have discussed before that the milling operation has performed on all the nine specimens and surface roughness has calculated using the surface roughness tester.

A loss function is then defined to calculate the deviation between the experimental value and the desired value. Taguchi recommends the use of the loss function to measure the deviation of the quality characteristic from the desired value. The value of the overall loss function is further transformed into a Signal to Noise (S/N) ratio. Usually, there are three categories of the quality characteristic in the analysis of the S/N ratio, i.e., the lower-the-better, the larger-the-better, and the more nominal- the-better. The S/N ratio for each level of Process parameters is computed based on the S/N analysis. Regardless of the category of the quality characteristic, a larger S/N ratio corresponds to a better quality characteristic. Therefore, the optimal level of the process parameters is the level with the highest S/N ratio. The loss function of the smaller the better quality characteristics can be expressed as:

$$S/N \text{ Ratio } (\eta) = -10 \times (1/n) \log_{10} \{ \sum Y^2 \}$$

Where,

- Y= observed data at ith trial
- n= number of trials

For example the S/N ratio is calculated for first experiment is as follows:

$$\eta_1 = -10 (1/1) \log_{10} [(2.5)^2]$$

$$\eta_1 = -7.9588$$

for second experiment

$$\eta_2 = -10 (1/2) \log_{10} [(1.6)^2]$$

$$\eta_2 = -4.0824$$

Table below shows the Surface roughness and S/N ratio calculated for the nine specimens.

WORKSHEET 1					
↓	C1	C2	C3	C4	C5
	SPEED	FEED	DEPTH OF CUT	SURFACE ROUGHNESS	SNRA7
1	288	210	0.5	2.5	-7.9588
2	288	252	0.4	1.6	-4.0824
3	288	290	0.3	2.0	-6.0206
4	350	210	0.4	1.0	0.0000
5	350	252	0.3	2.5	-7.9588
6	350	290	0.5	3.2	-10.1030
7	405	210	0.3	0.8	1.9382
8	405	252	0.5	1.6	-4.0824
9	405	290	0.4	2.0	-6.0206

Table 2 Parameter values, Surface roughness & S/N ratio

A. S/N RATIO ANALYSIS

In order to quantify influence of each level of parameters, mean of S/N ratio for A were computed by averaging S/N ratio for experiment Number 1, 2, 3, for level 1, 4, 5, 6 for level 2 and 7, 8, 9 for level 3. Mean of S/N ratio for each level of other milling parameters were calculated in a similar way. Parameters with large difference indicate high influence to surface roughness as its level is changed. In this study, parameter B had largest difference following its levels, whereas each level of parameter A showed less effect to output. Based on S/N ratio, new operation parameters were obtained through maximum level of each parameter.

B. Variation in S/N Ratio with Process Parameters

The graph drawn below shows the variation in S/N ratio with the process parameters.

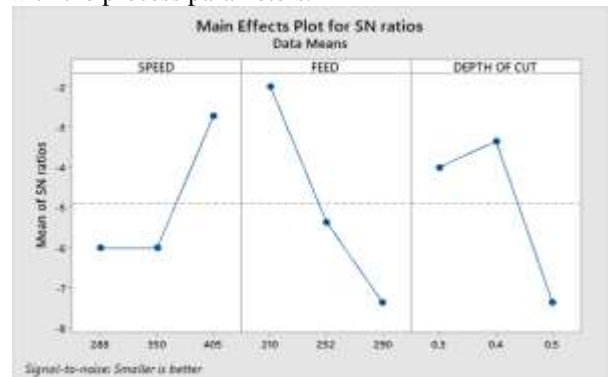


Fig. 3 Variation of S/N Ratio with process parameter

Level	Spindle Speed(A)	Feed(B)	Depth of Cut(C)
1	-6.021	-2.007	-4.014
2	-6.021	-5.375	-3.368
3	-2.722	-7.381	-7.381
Delta	3.299	5.375	4.014
Rank	3	1	2

Table 3 Response Table for Signal to Noise Ratio

From Table, it shows that the value of delta for parameters A, B, and C are 3.299, 5.375 and 4.014 respectively for surface roughness. The delta value for each parameter concludes that feed is the most effective parameter for surface roughness, followed by Depth of cut and spindle speed. From the above table we can find out that the optimal parameters for milling operation are $A_3 B_1 C_2$.

The combination of factors and levels which gives maximum S/N ratio gives the optimum milling parameters. A confirmation test has conducted using the optimum milling parameters which are $A_3 B_1 C_2$. The surface roughness calculated in confirmation test using the optimum milling parameters is $0.63 \mu\text{m}$ which clearly shows that the experiment conducted gives the satisfactory result and the optimal parameters found is giving the expected outcome.

V. CONCLUSION AND FUTURE SCOPE

This experiment was based on the optimization of milling parameters to minimize the surface roughness using cast iron material. The Taguchi Method of L9 orthogonal array has used to perform the experiment. The milling operation has performed on all the specimens using the Taguchi design of experiment. Then the surface roughness has found out using a surface roughness tester. An optimum parameter combination for the minimum surface roughness was obtained by using the analysis of Signal-to-Noise (S/N) ratio. The confirmation tests indicated that it is possible to minimize the surface roughness significantly by using the suitable parameters. The experimental results confirmed the validity of the used Taguchi method for enhancing the quality of the surface and optimizing the milling parameters. The experimental results show that the milling parameters are the important factors to improve the quality of the surface so we can say that the combination of the suitable parameters is necessary for the good surface finish. The influences of the spindle speed, depth of cut and feed rate on surface roughness of the face milling operation have been studied. The experiment will perform on cast iron and

obtained data will be analyzed by using the Minitab 19 software. It has been observed that, Taguchi's orthogonal array provides a large amount of information in a small amount of experimentation. All the three parameters are important and they will contribute a lot in the result output

Future Scope

This experimental study shows that the milling machine parameters plays a important role to improve the surface quality hence by using the optimum milling parameters we can obtain a good surface finish. The results of this study will help the industries to get the better surface finish using these milling parameters.

VI. REFERENCES

- [1] S.T. Warghat, Dr.T.R.Deshmukh "A Review on Optimization of Machining Parameters for End Milling Operation" IJERA, ISSN: 2248-9622 NCERT- 02nd & 03rd November 2015.
- [2] Neeraj Kumar, Prof. K.K. Chhabra "An Overview of Optimization Techniques for CNC Milling Machine" IJEMS ISSN 2348 –3733, Volume-1, Issue-5, May 2014.
- [3] Milon D. Selvam, Dr.A.K.Shaik Dawood " Optimization of machining parameters for face milling operation in a vertical cnc milling Machine using genetic algorithm" An International Journal (ESTIJ), ISSN: 2250-3498, Vol.2, No. 4, August 2012.
- [4] Anil Choubey , Vedansh Chaturvedi ,Jyoti Vimal " Optimization of process parameters of CNC Milling machine for mild steel using Taguchi design and Single to Noise ratio Analysis" (IJERT) Vol. 1 Issue 6, August - 2012 ISSN: 2278-0181.
- [5] Mayur N. Trimbakwade, Manish T. Shete "Optimization of CNC Face Milling Process Parameters for Inconel 718 by Using Taguchi Method – A Review" IRJET Volume: 04 Issue: 04 | Apr -2017.
- [6] S.T. Warghat, N.S.More, Dr.T.R.Deshmukh "Experimental Investigation & Analysis of Machining Parameters of CNC End Milling Operation: An Overview" (IJERA) ISSN: 2248-9622 (NCERT- 02nd & 03rd November 2015).
- [7] Bharat Chandra Routara, Saumya Darsan Mohanty "Optimization in CNC end milling of UNS C34000 medium leaded brass with multiple surface roughnesses characteristics" Sadhana Vol. 35, Part 5, October 2010, pp. 619–629.
- [8] Ritesh Kumar Singh, Anil Kumar, Guru Sewak Kesharwani "Concurrent Optimization and an Experimental Analysis of Face Milling Operation Parameters for Optimal Performance on Mild Steel Work Piece" IJRASET, ISSN: 2321-9653, Volume 6 Issue VI, June 2018.
- [9] PR.Periyanan, U.Natarajan, S.H.Yang "A study on the machining parameters optimization of micro-end milling process" IJEST, Vol. 3, No. 6, 2011, pp. 237-246